

Type BFS-10-N / BFS-10-O

for monitoring liquids,
with or without optical display

Features


set point continuously adjustable
rugged, low hysteresis, any mounting position,
high accuracy and functional safety

Measuring ranges

0,005...0,06 l/min to 60...150 l/min for water

Applications

Measuring and monitoring of liquids,
e. g. in cooling systems, test beds, pumps etc.



Technical data BFS-10-N (without indication)

Measuring principle : variable aera flow meter			
Materials	brass version	stainless steel ver.	
Var. aera flow meter:	brass	1.4571	
Spring	: 1.4571	1.4571	
Fitting	: brass, nickel-plated	1.4571	
Housing	: brass, nickel-plated	1.4571	
Magnets	: ferrite	ferrite	
Operating pressure	brass	VA	Pressure drop
BFS-10-N G1/4	: PN 300 bar	350 bar	0,02...0,2 bar
BFS-10-N G1/2	: PN 300 bar	350 bar	0,02...0,3 bar
BFS-10-N G1	: PN 250 bar	300 bar	0,02...0,4 bar
Operating temperat. : 100 °C (standard), 160 °C (option HT)			

Switching ranges (water in l/min) for:

BFS-10-N G1/4:	BFS-10-N G1/2:	BFS-10-N G1:
0,005...0,06	0,02...0,2	11...30
0,04...0,13	0,1...0,6	15...45
0,1...0,6	0,4...1,8	20...60
0,2...1,2	0,8...3,2	30...90
0,4...2,0	2,0...7,0	60...150
0,5...3,0	3,0...13	
1,0...5,0	4,0...20	
	8,0...30	

Accuracy	: ±10% f. s.	
Electrical connect.	: plug acc. to DIN 43650	
Contact rating	BFS-10-N G1/4 : 200 V / 1 A / 20 VA (NO) 200 V / 1 A / 20 VA (SPDT)	
	BFS-10-N G1/2 : 230 V / 3 A / 60 VA (NO) 250 V / 1,5 A / 50 VA (SPDT)	
	BFS-10-N G1 : 250 V / 3 A / 100 VA (NO) 250 V / 1,5 A / 50 VA (SPDT)	
	EEx-m II T6 vers. : 250 V / 2 A / 60 VA (NO) G1/2, G1 only 250 V / 1 A / 30 VA (SPDT) G1/2, G1	
	ExII 1GD EEx ia II B T6 vers. : 45 V / 1 A / (NO / SPDT) G1/2, G1 only	
Protection class	: IP65 (plug acc. to DIN 43650) IP67 (with moulded cable, EEx-models only)	

Technical data BFS-10-O (with optical indication)

Measuring principle : variable aera flow meter			
Materials	brass version	stainless steel ver.	
Var. aera flow meter:	brass	1.4571	
Spring	: 1.4571	1.4571	
Fitting	: brass, nickel-plated	1.4571	
Display housing	: alumin., anodized	alumin., anodized	
Glass	: Duran 50	Duran 50	
Magnets	: ferrite	ferrite	
Operating pressure	brass	VA	Pressure drop
BFS-10-O G1/4	: PN 16 bar	350 bar	0,02...0,2 bar
BFS-10-O G1/2	: PN 16 bar	350 bar	0,02...0,3 bar
BFS-10-O G1	: PN 10 bar	300 bar	0,02...0,4 bar
Operating temperat. : 100 °C (standard), 160 °C (option HT)			

Switching ranges (water in l/min) for:

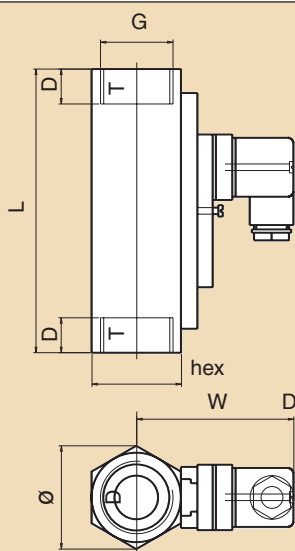
BFS-10-O G1/4:	BFS-10-O G1/2:	BFS-10-O G1:
0,005...0,06	0,1...0,5	8,0...30
0,025...0,13	0,2...1,0	15...45
0,1...0,6	0,4...1,6	30...90
0,2...1,2	1,0...4,0	60...150
0,4...2,0	2,0...8,0	
0,5...3,0	4,0...15	
1,0...5,0	6,0...28	

Accuracy	: ±10% f. s.	
Electrical connect.	: plug acc. to DIN 43650	
Contact rating	BFS-10-O G1/4 : 200 V / 1 A / 20 VA (NO) 200 V / 1 A / 20 VA (SPDT)	
	BFS-10-O G1/2 : 230 V / 3 A / 60 VA (NO) 250 V / 1,5 A / 50 VA (SPDT)	
	BFS-10-O G1 : 250 V / 3 A / 100 VA (NO) 250 V / 1,5 A / 50 VA (SPDT)	
	EEx-m II T6 vers. : 250 V / 2 A / 60 VA (NO) G1 only 250 V / 1 A / 30 VA (SPDT) G1 only	
	ExII 1GD EEx ia II B T6 vers. : 45 V / 1 A / (NO / SPDT) G1 only	
Protection class	: IP65 (plug acc. to DIN 43650) IP67 (with moulded cable, EEx-models only)	

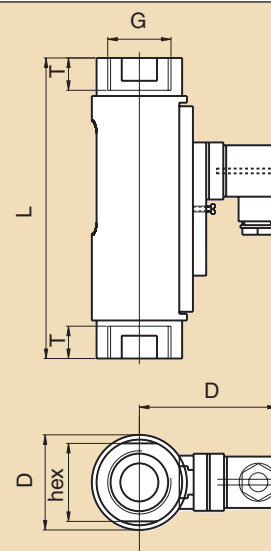
Type BFS-10-N / BFS-10-O

Dimensions (in mm)

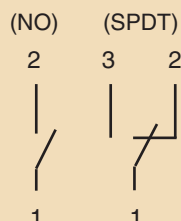
BFS-10-N



BFS-10-O



Wiring diagram



	G 1/4	G 1/2	G 1
(G)	17	27	41
(hex)	17	27	41
(Ø)	17	31	47
(W)	47	52	76
(D)	10	14	17
(L)	65	90	130
Weight (g)	140	350	1050

	G 1/4	G 1/2	G 1
(G)	17	27	41
(hex)	17	27	41
(Ø)	20	32	50
(W)	49	53	77
(D)	10	14	17
(L)	90	114	158
Weight (g)	140	300	900

Order numbers

BFS-10-O Brass	BFS-10-O Brass
0711-250 BFS-10-O-G1/4-MS-NO-ST	0711-332 BFS-10-O-G1/4-MS-WE-ST
0711-251 BFS-10-O-G1/2-MS-NO-ST	0711-333 BFS-10-O-G1/2-MS-WE-ST
0711-252 BFS-10-O-G1-MS-NO-ST	0711-334 BFS-10-O-G1-MS-WE-ST
Stainless steel	Stainless steel
0711-253 BFS-10-O-G1/4-SS-NO-ST	0711-335 BFS-10-O-G1/4-SS-WE-ST
0711-254 BFS-10-O-G1/2-SS-NO-ST	0711-336 BFS-10-O-G1/2-SS-WE-ST
0711-255 BFS-10-O-G1-SS-NO-ST	0711-337 BFS-10-O-G1-SS-WE-ST
BFS-10-N Brass	BFS-10-N Brass
0711-256 BFS-10-N-G1/4-MS-NO-ST	0711-338 BFS-10-N-G1/4-MS-WE-ST
0711-257 BFS-10-N-G1/2-MS-NO-ST	0711-339 BFS-10-N-G1/2-MS-WE-ST
0711-258 BFS-10-N-G1-MS-NO-ST	0711-340 BFS-10-N-G1-MS-WE-ST
Stainless steel	Stainless steel
0711-259 BFS-10-N-G1/4-SS-NO-ST	0711-341 BFS-10-N-G1/4-SS-WE-ST
0711-260 BFS-10-N-G1/2-SS-NO-ST	0711-342 BFS-10-N-G1/2-SS-WE-ST
0711-261 BFS-10-N-G1-SS-NO-ST	0711-343 BFS-10-N-G1-SS-WE-ST

Order number example: Order number + switching range = 0711-339, 2,0...7,0 l/min

Description

NO = normally open
WE = change-over

O = with indication
N = without indication

MS = brass
SS = stainless steel

Please specify switching range (see table on page P1) additional to order number.